

Stop dirt in its tracks

coral[®] Keeps your building looking good

forbo
FLOORING SYSTEMS




Leave *dirt* at the *door*



Coral® entrance flooring systems, making your building look even better

We have been the world leader in textile entrance flooring for over 50 years, so there is nothing we don't know about stopping dirt and moisture coming into your building. First impressions count. When people enter your building they should like what they see. But you also have the practical pressure of keeping your building floors clean and keeping your visitors safe. Our Coral entrance flooring systems do all of this, and more.

Every entrance has its own demand since it depends whether you are in a main street office area or are a primary school. Our Coral collection consists of many different collections each of them with their own focus area like dirt scraping or moisture take up. The icons help you guide through the options. Besides functionality you can also choose different installation options, sheet, tiles, mats. Last but not least the choice for the environment can help you take the final decision. We have several products with regenerated yarns. Whatever collection you choose, you know you have the best quality with the best functionality.




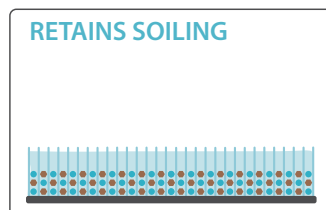
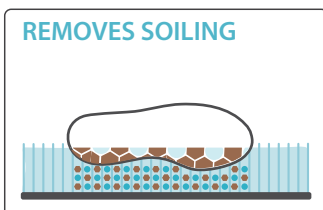
Don't let dirt and *moisture* ruin your building *design*

There is a lot of time and money spent on the visual appearance of a building. Architects and interior designers connect the atmosphere of a building to its users and visitors. It is often forgotten that this design can only be retained when the floor stays clean and undamaged.

A well designed and innovative entrance flooring system will:

- reduce the risk of slip injuries
- prolong the life of the interior floor finish
- reduce the cost of on-going maintenance
- make the entrance look good and inviting
- contribute to an environmentally friendly building due to less use of cleaning detergents for maintenance of the interior flooring

The Coral collections are designed with our own yarn system that contribute to scraping dirt, wiping off moisture, yet the entrance flooring still looks clean and stays active after years and years of use. We use the 4R principle for this, Coral;



Choose the *right* entrance system for your *situation*

A functional entrance flooring system is chosen based on the location of the building (determines type of dirt), the amount of footfall (how many people walk over it), the type of people that go over the mat (e.g. business people or school children) and the type of entrance in the building (large, small, inside, outside).

Choose the right product for the right area.

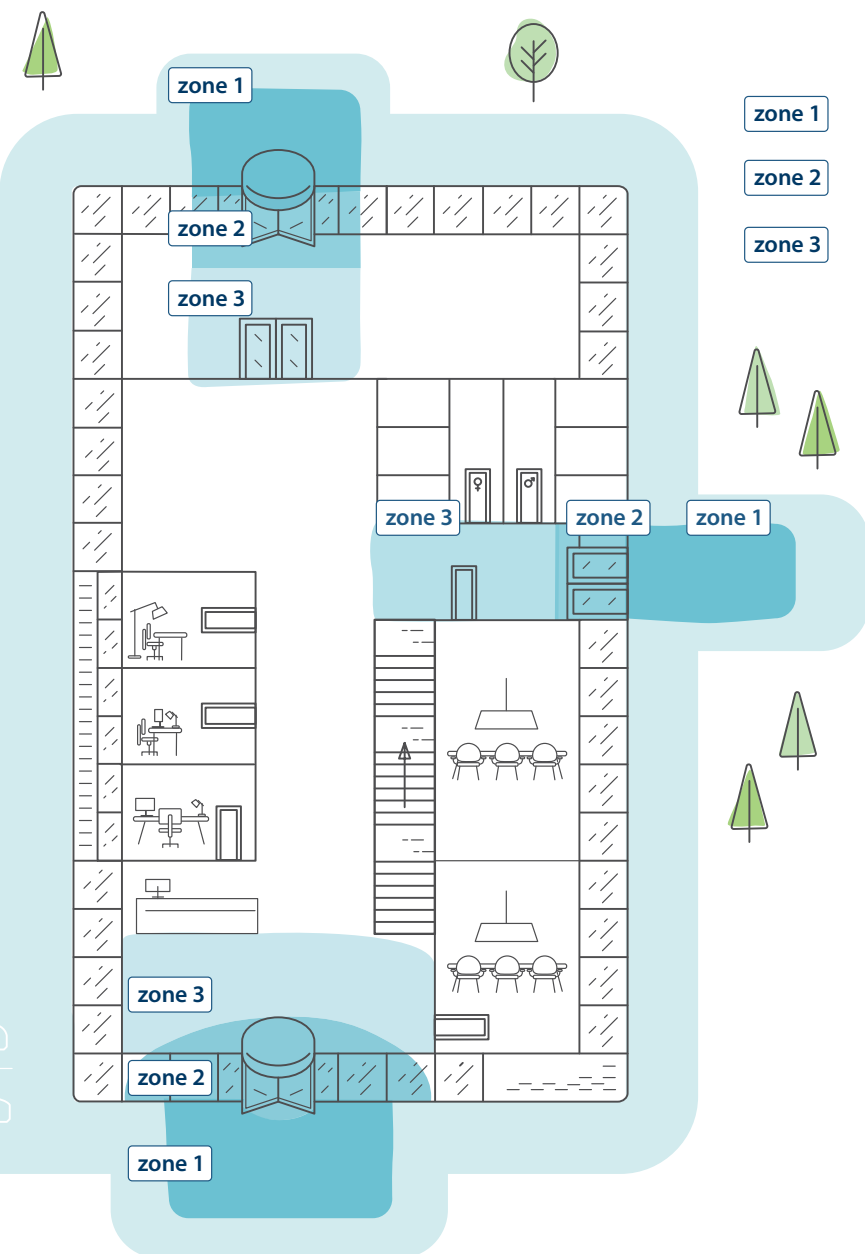
The icons for every collection show the dirt scraping capacity and the moisture uptake. This helps you to make the right choice.



Good for the environment. Good for your daily environment.

From how they're made to how they perform, **Forbo** flooring is truly sustainable. With its eco, safety, design and cleaning credentials, **Forbo flooring** is good for buildings, good for people and good for the planet. We help people work, live and relax in a better environment.





Stops up to 95% of
dirt and moisture walked
into a building

- zone 1 External Primary matting
- zone 2 Internal Primary matting
- zone 3 Internal secondary matting

3 entrance flooring applications

1. Primary matting

- Outside the building or first area inside the building
- First line of defense
- Use scraping of dirt (Coral grip, or Coral click)

2. Secondary matting

- Ideally 6 metres of mat or in combination with primary or circulation zone matting.
- Inside the building after primary matting
- Use for picking up fine dirt and moisture (Coral classic, Coral brush, Coral duo, Coral interior)

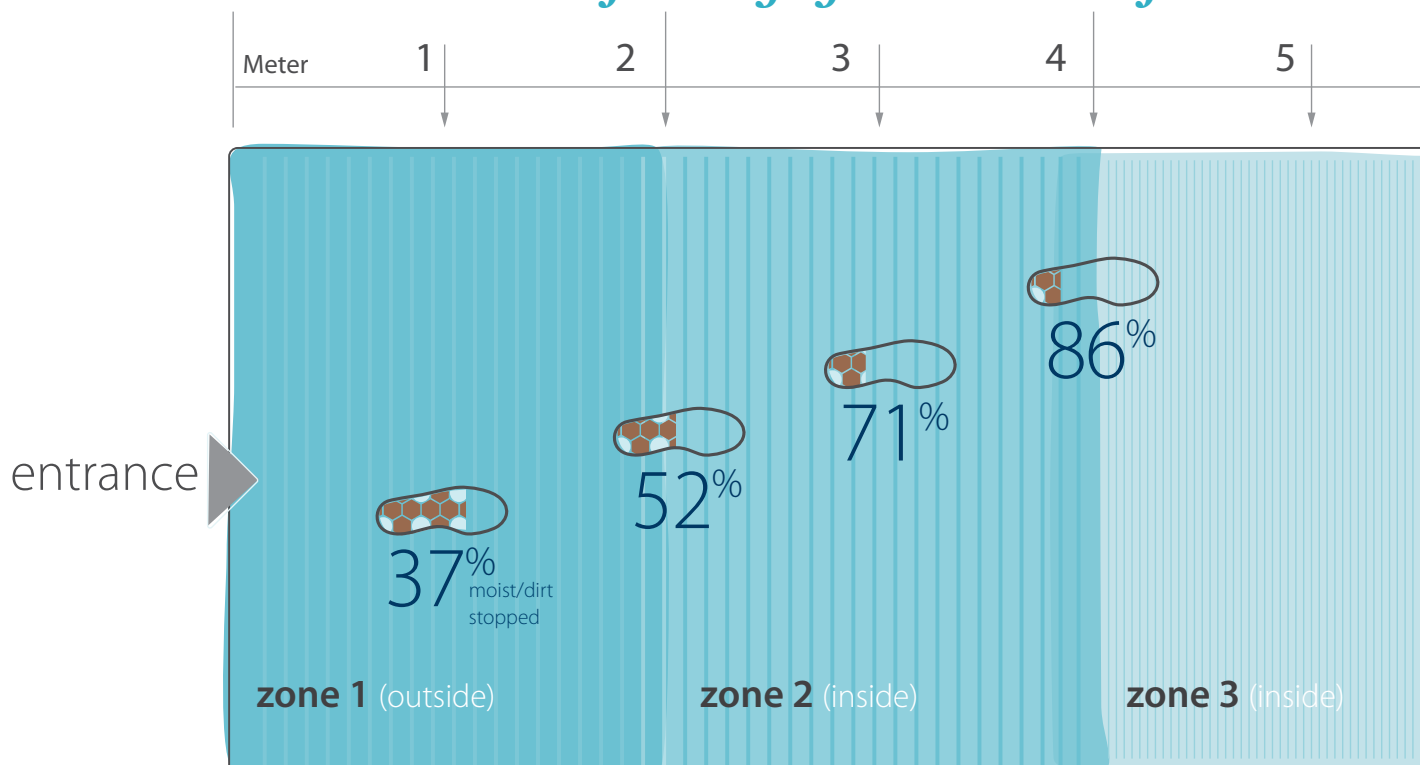
3. Circulation zone matting

- Inside the building at reception area or in corridors
- Also has scraper yarns and takes up moisture
- Very much required when entrance flooring in zone 1 or 2 is too short or not present (Coral interior, Coral classic)

Wipe off feet & wheeled traffic in *6 metres*

Coral entrance flooring systems can remove up to 95% of all dirt and moisture when using the ideal entrance flooring system of 6 metres. The 6 metres can start outside and go all the way to the reception area. Just a mat behind the door will not do the trick. People do not stop to wipe their feet, so while traversing across the mat it should do its work.

An entrance flooring system consist of zones



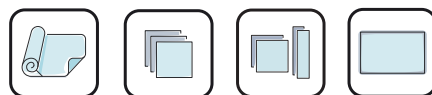


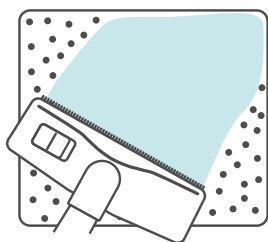
Installation methods and Fast Flooring

The type of installation or delivery form is indicated for each collection.
We have either sheet or tiles. The style of product should match your requirement.

Fast Flooring installation


Especially for the Coral classic and brush tiles we have developed a loose lay installation system using hook and stick pads between the tiles. In total four colours (Classic and Brush 2 each) are available in loose lay option.





REDUCE YOUR FLOOR CLEANING COSTS BY **65%**

A coral entrance system with a 3-step clean-off zone will cut your future maintenance costs by stopping up to 95% of walked in dirt and moisture from reaching your building floors. This reduces your building's floor cleaning costs by up to 65% and prolongs the life of your floors. The average maintenance cost of commercial floors is 86% of the total life cycle cost.



Corál duo 9710 | luna pearl
Marmoleum 3860 | silver shadow
Marmoleum 3885 | spring buds

Save money with Coral[®] entrance flooring *systems*

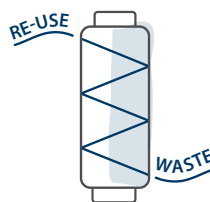
We care about buildings and the environment

- Virtually zero landfill is achieved by the Coral[®] manufacturing plant.
- All the waste yarn from the Coral[®] production is re-used by our yarn supplier.
- Most of our Coral entrance floors use Econyl[®] yarn which is made from used and abandoned fishing nets. Using Econyl[®] is a way to reduce existing environmental waste
- We use electricity from renewable sources. This means our Coral production site is part of an effective environmental management system and has achieved ISO 14001 certification.
- Our entrance floor covering can stop up to 95% of dirt from being walked into the building, cutting down on cleaning and maintenance costs and the use of chemicals and detergents.



MANY CORAL ENTRANCE FLOORING- PRODUCTS USE ECONYL YARN - MADE FROM USED AND ABANDONED FISHING NETS

Using Econyl helps reduce the planet's existing waste, avoids additional manufacturing-related pollution, and keeps the consumption of natural resources and energy to a minimum.



ALL WASTE YARN FROM CORAL PRODUCTION IS RE-USED BY OUR YARN SUPPLIER.

Our constant search for new ways to reduce our environmental impact has led us to work very closely with forward-thinking suppliers. They incorporate ever higher levels of recycled content in their materials.

A strong and *solid* performer that fits in *anywhere*

coral[®] brush

Coral Brush is suitable for all types of entrance areas, absorbing moisture and removing dry soiling as the weather demands. This collection works well with any interior design, serving as eye-catcher or self-effacing support for the rest of the floor design.


Coral Brush is made of three yarns: capillary yarns to absorb moisture, active dirt-scraping yarns and heavy duty texture yarns that can withstand the heaviest pounding. The space between the yarns serves to hide dirt, which ensures a clean appearance for longer.



coral classic, coral brush and coral bright are available in tiles - for increased flexibility and reduced installation waste.

The Coral Brush range is also available in tile format for increased flexibility.

- Good all-rounder that keeps out moisture and dirt
- Made with ECONYL[®] 100%-regenerated yarns
- Appealing colours complement every floor
- Complies with the highest fire class standard: B_{f1}-s1
- Suitable for the toughest commercial use
- Ideal for inside entrance and circulation areas
- Produced with phthalate free technology



5721 | hurricane grey



5710 | asphalt grey*

LRV 2%



5721 | hurricane grey*

LRV 3%




5715 | charcoal grey

LRV 2%




5730 | vulcan black

LRV 1%



5724 | chocolate brown

LRV 3%



5723 | cardinal red

LRV 2%


*Available as Fast Flooring installation

The best protection against dirt and moisture for every *space*

coral[®] duo

A short entrance zone and still keeping your floorcovering clean don't go together, do they? Well, yes, they can. Coral Duo is the go-to solution when you need maximum dirt removal, unrivalled dirt retention and exceptional moisture absorption all in the short distance of just a couple of paces. Research has shown that Coral Duo retains 10% more dirt in the first few metres than any other textile entrance flooring solution on the market. Which makes it the best choice for smaller entrances. Featuring a ribbed construction, Coral Duo is not only functional, it also provides an aesthetically pleasing aspect to any entrance area and is easy to combine with our Coral Brush and Classic collections in larger entrance spaces.

- Excellent solution for every entrance
- Made from 75% ECONYL[®] 100% regenerated yarns
- Produced with phthalate free technology
- Unbeatable performance for both moisture and dirt
- Complies with the highest fire class standard: B_{f1}-s1
- Suitable for the toughest commercial use
- Ideal for inside entrances with limited entrance floor space




9710 | luna pearl

LRV 4%



9714 | Sicilian sand

LRV 4%



9730 | black diamond

LRV 1%



9721 | dark steel

LRV 2%



9747 | azul imperial

LRV 1%



9708 | green bellagio

LRV 2%

The ultimate moisture *absorber*

coral[®] classic

Research shows that taking just two steps on Coral Classic's moisture absorbing yarns is enough to absorb half of the foot-borne moisture that would otherwise be carried inside on the soles of people's shoes. A few steps more and your feet are as dry as possible.

This has clear benefits. First, the floor coverings further inside stay cleaner, longer. Second, resilient floors like vinyl, linoleum, wood and concrete are less likely to become slippery and dangerous.

Independent tests have shown that Coral Classic will maintain its performance and appearance – for years to come thanks to the use of solution dyed yarns that guarantee its appearance throughout its lifespan.



IN JUST TWO FOOTSTEPS, CORAL CLASSIC ABSORBS UP TO HALF THE WATER THAT WOULD OTHERWISE BE CARRIED INSIDE.

A few steps more, and your footwear is almost dry. This means the interior floor stays cleaner for longer. And resilient interior floors like vinyl, linoleum, wood and concrete are less likely to become slippery and dangerous.



TILES

coral classic and coral brush are available in tiles - for increased flexibility and reduced installation waste.

The Coral Classic range is also available in tile format for increased flexibility.

- Maximum moisture absorption and scrapes off dirt
- Choice of attractive contemporary colours
- Maximum colour fastness
- Complies with the highest fire class standard: B_{f1}-s1
- Suitable for the heaviest commercial and light industrial use
- Ideal for inside entrance and circulation areas
- Produced with phthalate free technology



4721 | mouse grey




4721 | mouse grey

LRV 4%



4764 | taupe

LRV 6%



4701 | anthracite*

LRV 6%




4730 | raven black*

LRV 2%




4756 | bronzetone

LRV 2%



4737 | Prussian blue

LRV 2%



4768 | hunter green

LRV 4%

Modularity in optima *forma*

coral[®] interior

The Coral interior is a unique concept that completes your entrance flooring system. A product that is designed to be installed in zone 3 being the area behind the entrance like lounges, corridors and elevator spaces. The colours of the Coral interior range link with the other Coral ranges so you can follow up on what is in and around the door. The Coral interior comes tiles (50x50cm). Per box there are 6 tiles. The good thing is that there is no pattern so you can simply lay the tiles randomly to get a nice design. It is extremely easy to install with a minimum of installation waste.



- Mix of tiles & planks for ultimate random effect
- Easy and quick installation (no pattern)
- Unique product for both entrance and circulation zone
- Colour matching with other entrance products
- Suitable for the toughest commercial use



1515 | storm cloud



1515 | storm cloud



1515 | storm cloud

LRV 4%



1530 | midnight shadow

LRV 1%

The *robust* and ultimate dirt and grit *remover*

coral[®] grip

Want to know the secret to keeping your interior clean even when it looks like a hopeless cause? Don't start your entrance floor protection inside, start outside – by scraping off the largest soil particles before your visitors even cross the threshold. Coral Grip is a versatile, non-woven clean off barrier mat for outdoor and indoor. Coral Grip has an open, non-backed, pervious structure, though it can also be manufactured with an Everfort vinyl backing to make it impervious.

- Contains granulates for maximum non-slip performance
- Cleans off the worst dirt before it can get inside
- Helps protect an inviting interior design street-side
- Suitable for the heaviest commercial use
- Ideal for outside and inside entrance



open structure ☐ closed structure ☐



6940 | MD



6920 | MD | stone

LRV 7%



6950 | MD



6930 | MD | ink

LRV 2%



Other entrance flooring

coral® tiles

Coral tiles provide the flexibility that comes with 50 x 50 cm tile formats. Using Coral tiles can reduce cut off waste and also allows for quicker installation. This is particularly relevant when downtime or if a retail store opening times are at stake. In addition the increased flexibility of fitting a modular format also allows easier storage and handling.

Coral tiles are available in all colours from the Coral Classic and Brush collection. The colours of both collections can be mixed for a very functional, and very attractive entrance at the same time. Coral tiles offer the same product features as the Coral Classic, and Brush sheet range. The tiles can be laid broadloom or tessellated.





coral® click (Fast Flooring installation)

Coral Click is an exceptionally versatile modular entrance matting system that can be assembled on site. The interlocking mechanism is simply 'clicked' together using a steel hammer. The tiles are supplied in 24 x 24 cm connectable tiles formats. Each box contains 24 tiles, sufficient to cover an area of 1,37m².

Five of the most popular Coral Brush colours are offered as standard inserts. In addition, a plain PVC tile (7828/7838) is offered which can be used as perimeter fill in matwells, or as the initial matting, where it will remove coarse dirt from the soles of shoes.












- Off the shelf modular matting system
- Exceptionally easy to fit, handle and store
- Available in 12mm & 17mm depths
- Closed structure to prevent heel trap
- Coral Brush insert is 100% ECONYL® regenerated yarn
- Co-ordinates perfectly with Coral Brush sheet & tile collections
- Wide variety of laying methods for improved aesthetics



Pro-Fit Quattro (Fast Flooring installation)


For our Coral tiles we have developed a special installation method that helps you to secure the tiles. Hook and loop patches are installed on the corners holding the tiles together. This way the installation of the tiles can be done loose laid which is even quicker. There are two colours of Brush and two colours of Classic which are stocked with the Pro-Fit Quattro backing. Other colours are on request.

Coral technical specifications

		Coral Classic	Coral Brush	Coral Duo	Coral Grip MD
	Area of use	commercial heavy	commercial heavy	commercial heavy	commercial heavy
	Colours	12	14	6	4
	Design	multi coloured	plain coloured	ribbed	3-dimensional interconnected monofilaments
	Total thickness ISO 1765	approx. 9 mm, Fast Flooring approx. 10 mm	approx. 9 mm, Fast Flooring approx. 10 mm	approx. 9 mm	open structure approx. 11 mm, with backing approx. 12 mm
	Available widths rolls with 2.5 cm edge each side	105 cm, 155 cm, 205 cm	105 cm, 155 cm, 205 cm	205 cm	122 cm (open), 127 cm (backed)
	Available length rolls	27.5 metre	27.5 metre	27.5 metre	approx. 15 metre
	Available in tiles	50x50 cm / 12 per box / 3 m ²	50x50 cm / 12 per box / 3 m ²		
	Available in Fast Flooring tiles	50x50 cm / 12 per box / 3 m ²	50x50 cm / 12 per box / 3 m ²		
	Available sizes mats with 2.5 cm edge each side	55x90 cm, 90x155 cm 135x205 cm, 205x300 cm	55x90 cm, 90x155 cm 135x205 cm, 205x300 cm		60x90 cm (open)
	Sound absorption ISO 354	$\alpha_w = 0.25$ (H) Fast Flooring Tiles	$\alpha_w = 0.25$ (H) Fast Flooring Tiles		
	Reduction impact noise ISO 10140-3	ΔL_w 29 dB (Fast Flooring tiles)	ΔL_w 29 dB (Fast Flooring tiles)		
	Colour fastness to light EN ISO 105/B02	7-8	≥ 5	≥ 5	7-8
	Colour fastness ratings				
	Rubbing EN ISO 105/X12	4-5	5	4-5	4-5
	Water EN ISO 105/E01	4-5	4-5	4-5	5
	Seawater EN ISO 105/E02	4-5	4-5	5	5
	Water stains EN 1307 annex G	4-5	5	5	5
	Shampoo BS 1006	4-5	4-5	4-5	5
	Organic solvents EN ISO 105/X05	4-5	4-5	4-5	4-5
	Manufacturing method	tufted 5/32"cut pile	tufted 5/32"cut pile	tufted 5/32"cut pile	non woven scraping mat
	Pile material	solution dyed polyamide	regenerated ECONYL® polyamide	regenerated ECONYL® polyamide solution dyed polyamide	solution dyed vinyl with anti-slip granulate particles
	Tuft base	non-woven	non-woven	non-woven	
	Backing phthalate free vinyl	EVERFORT vinyl	EVERFORT vinyl	EVERFORT vinyl	open structure or with EVERFORT vinyl backing
	Total weight ISO 8543	approx. 4000 g/m ²	approx. 4050 g/m ²	approx. 3800 g/m ²	approx. 3500 g/m ² (open) approx. 6500 g/m ² (backed)
	Total weight tiles ISO 8543	approx. 4100 g/m ² (Fast Flooring approx. 5000 g/m ²)	approx. 4100 g/m ² (Fast Flooring approx. 5000 g/m ²)		
	Pile installation weight ISO 8543	approx. 870 g/m ²	approx. 920 g/m ²	approx. 670 g/m ²	
	Pile thickness ISO 1766	approx. 7 mm	approx. 7 mm	approx. 6 mm	
	Pile density ISO 8543	0.100 g/cm ³	0.105 g/cm ³	0.095 g/cm ³	
	Number of tufts ISO 1763	approx. 61,500/m ²	approx. 58,000/m ²	approx. 32,000/m ²	
All Coral products meet the requirements set by EN 14041: 2004, excluding loose-laid mats and rugs					
	DoP	1300147-DoP-004 1300150-DoP-107 (tiles)	1300147-DoP-004 1300150-DoP-107 (tiles)	1300147-DoP-004	1300118-DoP-004
	Reaction to fire ISO 9239-1	CRF: >4.5kW/m ² / Smoke: <750%.min	CRF: >4.5kW/m ² / Smoke: <750%.min	CRF: >4.5kW/m ² / Smoke: <750%.min	CRF: >4.5kW/m ² / Smoke: <750%.min
	Slip resistance AS 4586:2013	R12	R12	R12	R12
	Body voltage ISO 6356	≤ 2 kV	≤ 2 kV	≤ 2 kV	≤ 2 kV

All Forbo Flooring Systems' sales organisations worldwide have a certified Quality Management System in accordance with ISO 9001.
All Forbo Flooring Systems' manufacturing operations have a certified Environmental Management System in accordance with ISO 14001.
The Life Cycle Assessment (LCA) of Forbo Flooring Systems' products is documented in individual Environmental Product Declarations (EPD's) which can be found on all of our websites.





Coral interior 1525 | prairie dusk, Coral classic 4764 | taupe, Coral duo 9714 | Sicilian sand

Forbo Flooring Systems is part of the Forbo Group, a global leader in flooring and movement systems, and offers a full range of flooring products for both commercial and residential markets. High quality linoleum, vinyl, textile, flocked and entrance flooring products combine functionality, colour and design, offering you total flooring solutions for any environment.



Australia

Forbo Flooring Systems Pty Ltd
23 Ormsby Place
Wetherill Park, NSW 2164
Tel: 1800 224 471
Fax: 1800 662 566
info.au@forbo.com
www.forbo-flooring.com.au

New Zealand

Inzide Commercial Ltd
Level 2, 34 Barrys Point Rd
Takapuna Auckland 0622
Tel: +64 9 441 9850
Free call: 0800 800 656
Fax: +64 9 441 9851
www.inzide.co.nz
sales@inzide.co.nz



Follow us on



forbo
FLOORING SYSTEMS

creating better environments